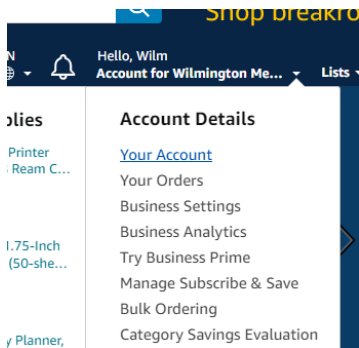
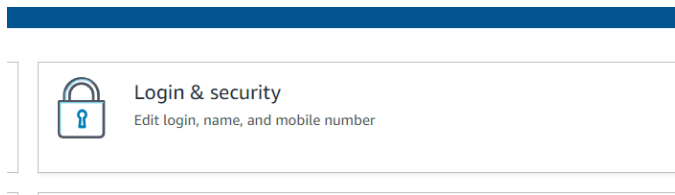


Recovery Number for Amazon


1. Hover over **your name** and click **Your Account**



2. Click **Login & Security**



3. Click **Add** next to **Mobile Phone Number**



4. Type **your number** and click **Continue**

Add Mobile Phone Number

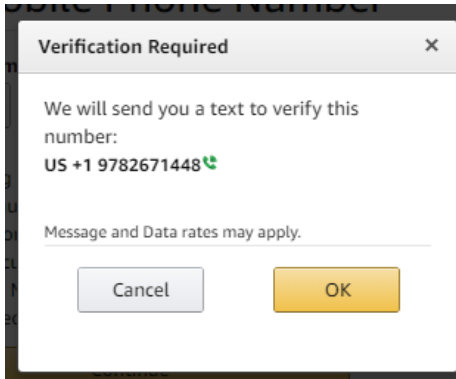
Mobile number

US +1

By enrolling a mobile phone number, you consent to receive automated security notifications via text message from Amazon. Remove your number in Login & Security to cancel. For more information reply HELP. Message and data rates may apply. Message frequency varies.

Continue

5. Click **OK**



6. Type the **code you were texted** and click **Verify**

7. Type **your password** and click **Save Changes**

Change Mobile Phone Number

You may get an email or text to complete the change. If so click the **link in your email or text.**

