

RBDigital iPad App


NOTE: This document assumes you already know how to download app from the App Store.

General Facts

- You'll need to open a Safari and to go <https://www.rbdigital.com/wilmingtonma/service/magazines/landing> to **create the account first**. Once created you'll be able to access the library collection via the app.
- There is **no limit** to the number of magazines you can check out.
- There is **no limit** to how long you can keep magazines.

Initial Sign In

1. Type the **email address** you used when you created the account and click **Next**

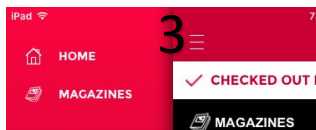


2. Type your **password** and tap **Next**

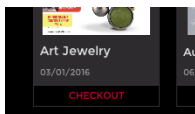


Checkout Magazines

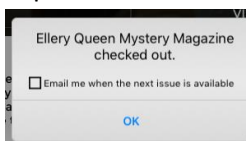
3. Tap the **3 bars** to bring out the menu
4. Tap **Magazines**



5. Tap the **Checkout** under the magazine you wish to checkout




6. Tap **OK**

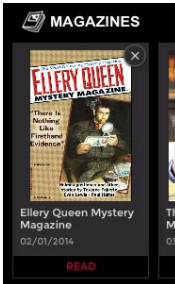


Reading

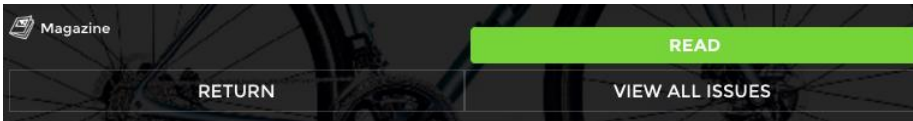
1. Tap the **3 bars** to bring out the menu
2. Tap **CHECKED OUT**



3. Tap **READ**



4. Tap **READ**



Navigating the Issue

Swipe from **right to left** to turn the pages.

Tap X to close the issue and go back to your checked out issues



You can also bring up a **Table of Contents** with this button

You can also browse through the pages and tap one to be brought directly to it.