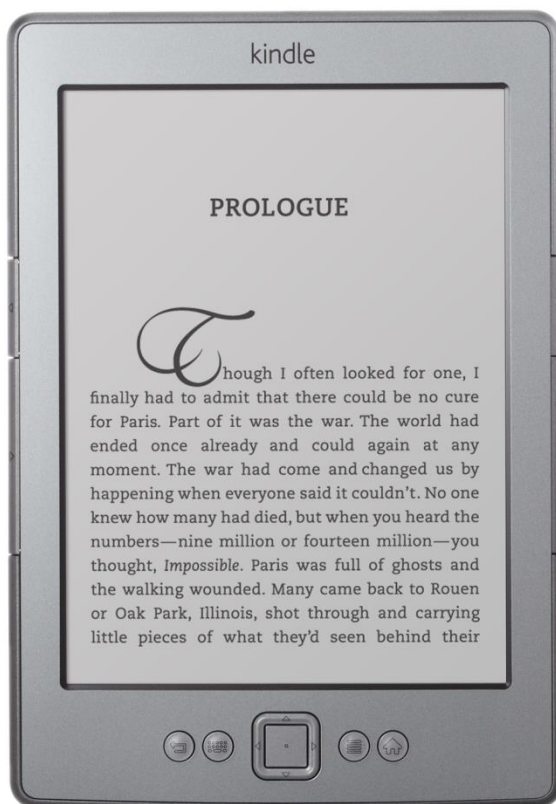




Overdrive on a Kindle



Contents

Getting Started	2
Borrowing a Book	3
Placing a Hold	5
Removing a Hold.....	6
Borrowing Another Library	7
Returning a Book Early	10

Getting Started

What does it mean for me?

With your library card from an MVLC library, you have access to OverDrive eBooks and eAudiobooks from many other Massachusetts libraries. While you should always start your search in the MVLC OverDrive collection, if the title you are looking for is currently checked out or not in the MVLC collection, you may now search, borrow from, and place holds on titles at other participating networks as well.

How many titles can I borrow? How long can I keep them?

Account settings such as loan periods, how many titles you can borrow at one time, and limits on the number of holds you can place at one time vary according to the rules of the library network from which you are borrowing.

Checkout and hold limits apply only to the particular library network being used. For example, titles borrowed from another RLA network do not count against the 5-checkout limit imposed by MVLC, and titles borrowed within MVLC do not count against other networks' checkout limits.

Can I place a hold on a checked-out title in another network?

Yes. MVLC patrons may place holds on titles in other networks, but the system will always give preference to patrons with cards for that network. In other words, MVLC patrons using other partner library networks will never receive a title from that network ahead of the network's own library patrons. Similarly, patrons with a card from an MVLC library will always receive an MVLC title before any patron visiting from another network.

What happens when I place a title on hold?

A title you place on hold will be reserved for you to check out once it becomes available. When the title is available for you, we will email you instructions on checking the item out. The item will be held for you for 3 days after we notify you that the title is available.

Can I renew the items I have checked out?

Yes, provided there are no holds on the items.

Are there any Fines?

No! At the end of the loan period, titles will expire and be automatically returned to OverDrive®. You may return items early.

Where can I get more Info?

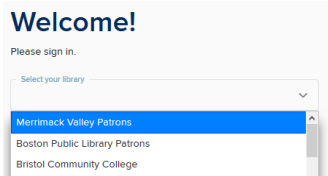
The guided tour on the OverDrive® website is a great place to start. The tour and more detailed instructions are available at <http://mvlc.lib.overdrive.com>. Call, email, or stop by your library for more information!

Borrowing a Book

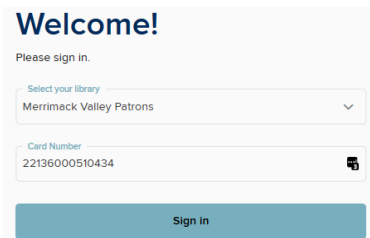
1. From a computer, go to <https://mvlc.overdrive.com/>
2. Click **Sign in** in the upper right corner



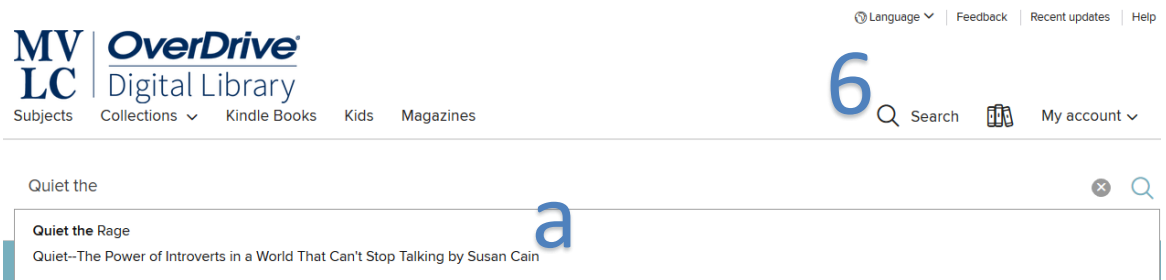
3. Select **Merrimack Valley Patrons** from the **Select your library** drop-down



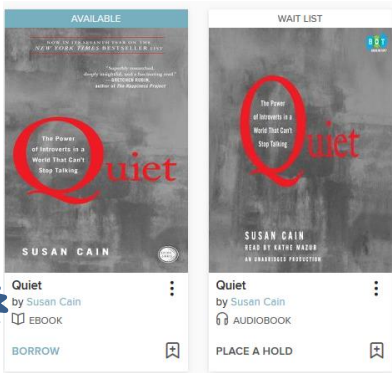
4. Type your **library card number** in the text box
5. Click **Sign in**





6. Click **Search** to bring up the search box
7. Start typing **the name of a book or author** in the search box
 - a. If you see the book you're looking for in the list below, click **that**
8. Hit **enter**



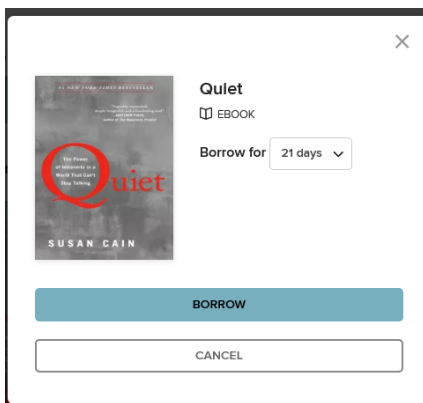
9. Click **Borrow**



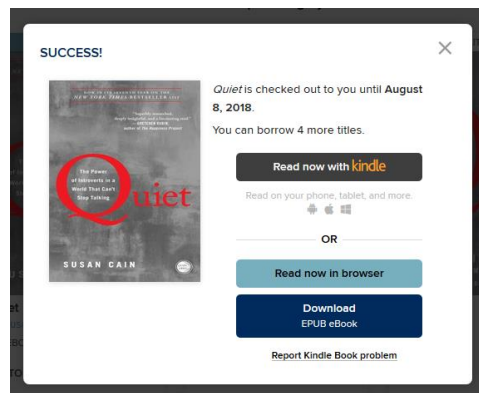
Be sure to click the **EBOOK**  entry and not the **AUDIOBOOK**  entry

Most Kindles don't come with speakers. You won't be able to listen to the audiobook. Kindle Fires do come with speakers. If you're interested in listening to audiobooks, that device would be better.

10. Click **BORROW**, again



11. Click **Read now with Kindle**



12. Type the **Email address** of the ID you used to register your Kindle

13. Click **Continue**



14. Type your **amazon password**

15. Click **Sign In**



16. Click **Get Library Book**

Quiet: The Power of Introverts in a World That Can't Stop Talking Kindle Edition
by Susan Cain (Author)
★★★★☆ (5,452)
[About library lending](#)

Get Library Book
Deliver to your Kindle or other device
Loan expires: **August 8, 2018**

And that's it! As long as your Kindle is **connected to a wifi network**, the book should automatically download.


✓ **Thanks, Wilm!**
Your digital library book, will be delivered the next time Kindle Cloud Reader syncs. If you would like to manage your digital titles, go to [Manage Your Content and Devices](#). Or you can read on other devices using our [Free Kindle Reading Apps](#).

[Continue shopping the Kindle Store](#)

Want to start reading right away? [Read now in Kindle Cloud Reader](#) Deliver to another device [Wilm's Kindle 1](#) [Deliver](#)

Placing a Hold

1. Click **PLACE A HOLD** below the **book cover**



2. Click the **X** to close the confirmation box

SUCCESS!

The Four Winds
by [Kristin Hannah](#)

Your holds position: #138 on 51 copies

An email will be sent to bmckenna@wilmlibrary.org when the title is available to borrow. [Manage your holds](#).

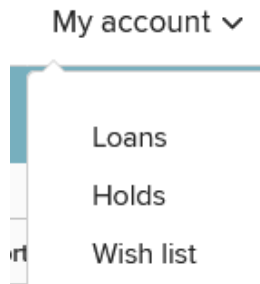
Want to borrow something now? You might also like these available titles:

AVAILABLE	AVAILABLE	AVAILABLE	AVAILABLE
Between Sisters by Kristin Hannah EBOOK BORROW	The Things We Do ... by Kristin Hannah EBOOK BORROW	Stories from Suffra... by M.J. Rose EBOOK BORROW	The Good Thief by Hannah Tinti EBOOK BORROW

[Show more like this](#)

Removing a Hold

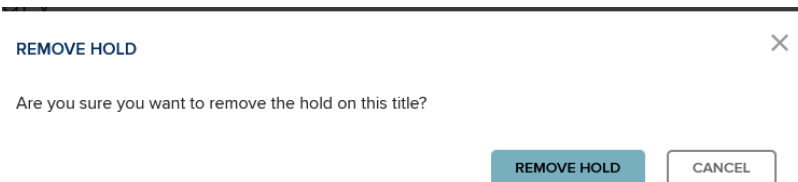
1. Click **My Account** and then **Holds**



2. Click **Remove**

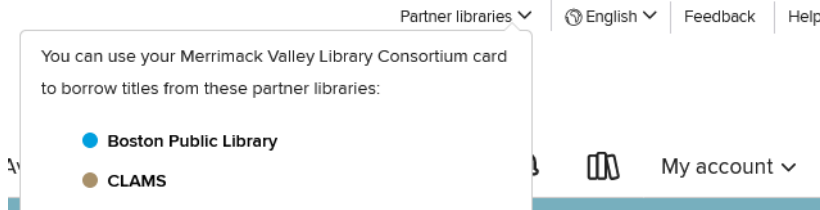


3. Click **REMOVE HOLD**



Borrowing Another Library

1. Click **Partner Libraries** and then click **the library you want to borrow from**




2. Click **Sign in**



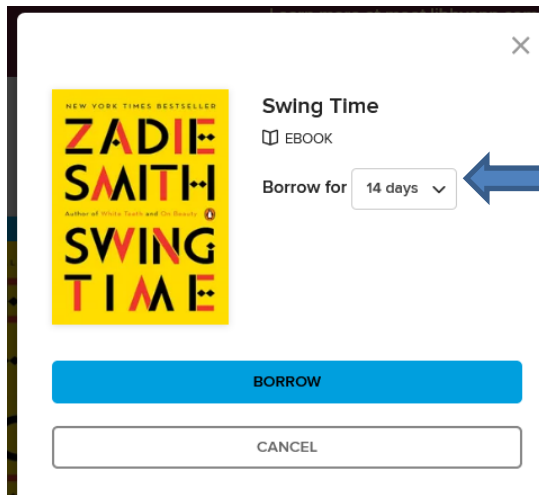
3. Select **Merrimack Valley Patrons** from the **Select Your Library** drop-down
4. Type in your **card number** and then click **Sign in**

A screenshot of the library website's sign-in form. At the top, it says "Welcome!". Below that, it says "Please sign in.". There is a dropdown menu labeled "Select your library" with "Merrimack Valley Patrons" selected. Below that is a text input field labeled "Card Number" containing the number "22136000510434". At the bottom of the form is a blue button labeled "Sign in".

5. Click **BORROW** under the **book cover**

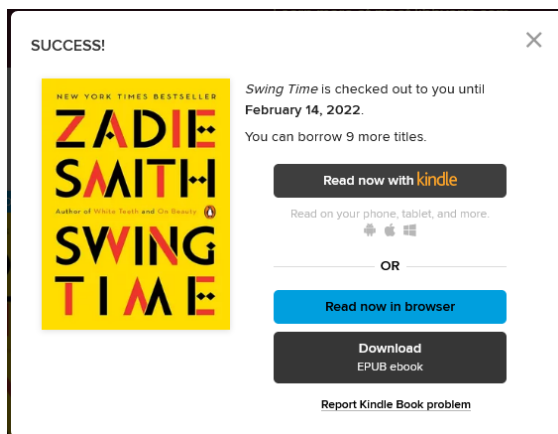


6. Click **BORROW**



NOTE: The loan period may be different than Merrimack Valley. So keep an eye on that.

7. Click **Read now with Kindle**



17.Type the **Email address** of the ID you used to **register your Kindle**

18.Click **Continue**



19. Type your **amazon password**

20. Click **Sign In**



Sign in

tech@wilmlibrary.org [Change](#)

Password [Forgot your password?](#)

Sign in

21. Click **Get Library Book**



Get Library Book

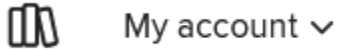
Deliver to your Kindle or other device

Loan expires: **August 8, 2018**

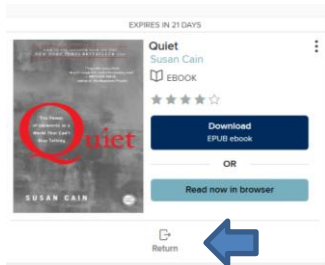
It doesn't matter which library you borrow the ebook from, you'll read them all the same way.

Returning a Book Early

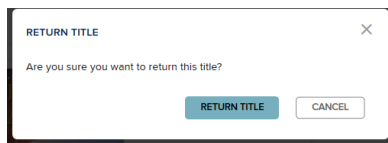
1. Make sure you're logged into your account at <https://mvlc.overdrive.com/>
2. Click the **Three Books** to the left of **My account**



3. Scroll down to the book you want to return, and Click **Return**



4. Click **Return Title**



And that's it!