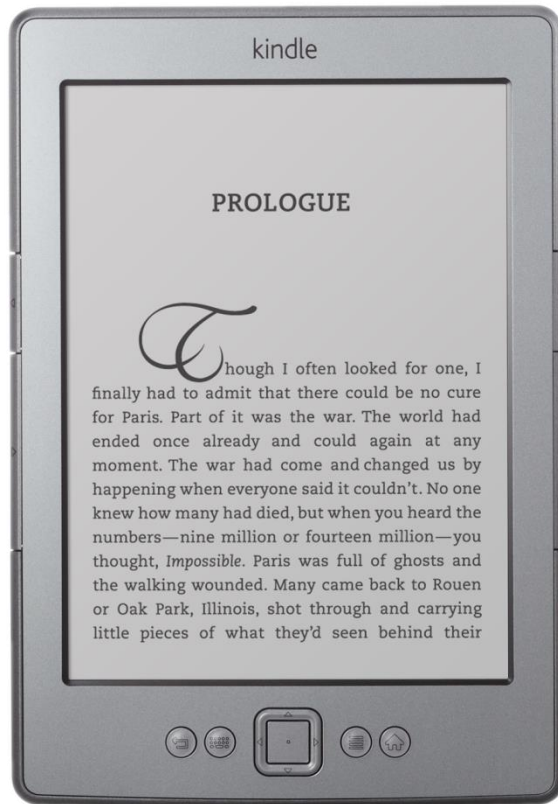


eBooks on a Kindle Paperwhite



Contents

Getting Started	2
Borrowing a Book	3
Returning a Book Early	5

Getting Started

The Merrimack Valley Library Consortium (MVLC) has partnered with OverDrive® to provide eBooks and audiobooks to our library users. To access these digital materials you will need:

- A valid library card from an MVLC library
- Internet access

How long is the lending period?

You can choose a loan period of 7, 14, or 21 days.

How many items can I check out?

You can have up to 5 books checked out at one time, and you can place holds on books that are already out.

No late fees

At the end of the loan period, titles will expire and be automatically returned to OverDrive®. You may return e-books early (but not audiobooks).

Can I renew the items I have checked out?

No, but you can check them out again if they are available after the lending period ends.

What happens when I place a title on hold?

A title you place on hold will be reserved for you to check out once it becomes available. When the title is available for you, we will email you instructions on checking the item out. The item will be held for you for 3 days after we notify you that the title is available.

How many items can I place on hold at the same time?

You can have up to 10 titles on hold at a time.

Where can I get more info?

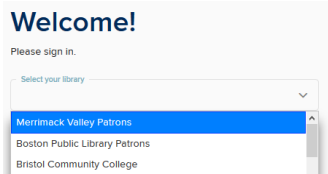
The guided tour on the OverDrive® website is a great place to start. The tour and more detailed instructions are available at <http://mvlc.lib.overdrive.com>. Call, email, or stop by your library for more information!

Borrowing a Book

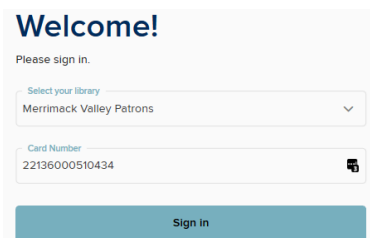
1. From a computer, go to <https://mvlc.overdrive.com/>
2. Click **Sign in** in the upper right corner



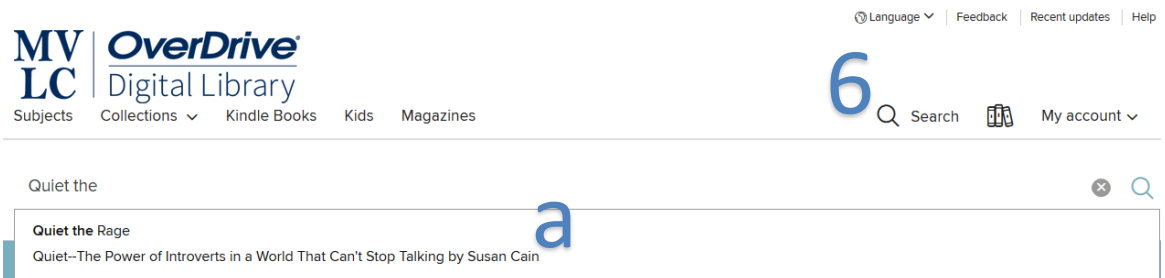
3. Select **Merrimack Valley Patrons** from the **Select your library** drop-down



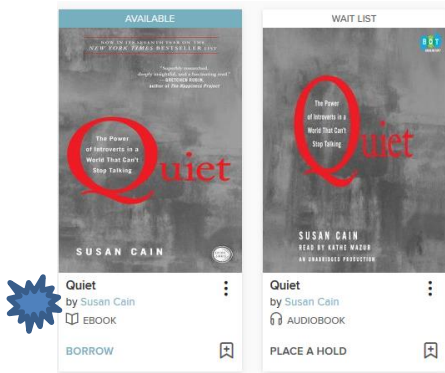
4. Type your **library card number** in the text box
5. Click **Sign in**



6. Click **Search** to bring up the search box
7. Start typing **the name of a book or author** in the search box
 - a. If you see the book you're looking for in the list below, click **that**
8. Hit **enter**

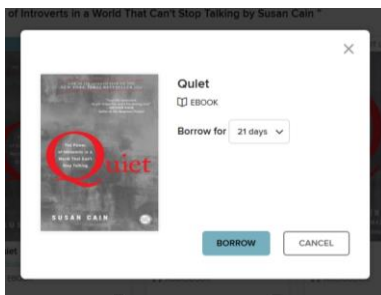


9. Click **Borrow**

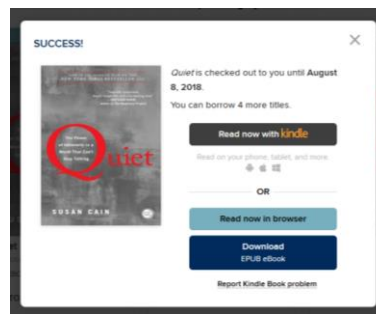


Be sure to click the **EBOOK** entry and not the **AUDIOBOOK** entry

10. Click **BORROW**, again

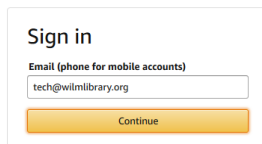


11. Click **Read now with Kindle**



12. Type the **Email address** of the ID you used to register your Kindle

13. Click **Continue**



14. Type your **amazon password**

15. Click **Sign In**



16. Click **Get Library Book** when redirected to **Amazon.com**

Quiet: The Power of Introverts in a World That Can't Stop Talking Kindle Edition
by Susan Cain (Author)
★★★★☆ (5,452)
About library lending

Get Library Book
Deliver to your Kindle or other device
Loan expires: August 8, 2018

And that's it! As long as your Kindle is **connected to a wifi network**, the book should automatically download.

✓ **Thanks, Wilm!**
Your digital library book, will be delivered the next time Kindle Cloud Reader syncs. If you would like to manage your digital titles, go to [Manage Your Content and Devices](#).
Or you can read on other devices using our [Free Kindle Reading Apps](#).


[Continue shopping the Kindle Store](#)

Want to start reading right away? [Read now in Kindle Cloud Reader](#) [Deliver to another device](#) [Wilm's Kindle 1](#) [Deliver](#)

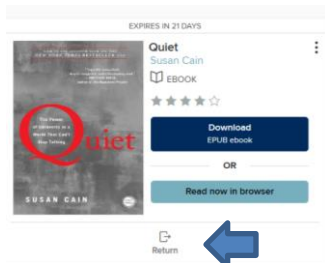
Returning a Book Early

Overdrive now allows you to return books early.

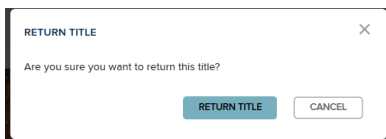
1. Make sure you're logged into your account at <https://mvlc.overdrive.com/>
2. Click the **Three Books**



3. Scroll down to the book you want to return, and Click **Return**



4. Click **Return Title**



And that's it!