

eBooks on a Kindle Fire



Contents

Getting Started	2
Borrowing a Book	3
Returning a Book Early	6

Getting Started

The Merrimack Valley Library Consortium (MVLC) has partnered with OverDrive® to provide eBooks and audiobooks to our library users. To access these digital materials you will need:

- A valid library card from an MVLC library
- Internet access

How long is the lending period?

You can choose a loan period of 7, 14, or 21 days.

How many items can I check out?

You can have up to 5 books checked out at one time, and you can place holds on books that are already out.

No late fees

At the end of the loan period, titles will expire and be automatically returned to OverDrive®. You may return e-books early (but not audiobooks).

Can I renew the items I have checked out?

No, but you can check them out again if they are available after the lending period ends.

What happens when I place a title on hold?

A title you place on hold will be reserved for you to check out once it becomes available. When the title is available for you, we will email you instructions on checking the item out. The item will be held for you for 3 days after we notify you that the title is available.

How many items can I place on hold at the same time?

You can have up to 10 titles on hold at a time.

Where can I get more info?

The guided tour on the OverDrive® website is a great place to start. The tour and more detailed instructions are available at <http://mvlc.lib.overdrive.com>. Call, email, or stop by your library for more information!

Borrowing a Book

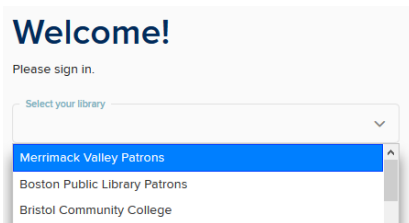
1. Open **Silk Browser** and go to <https://mvlc.overdrive.com/>



2. Tap the **Three Books** in the upper right corner



3. Select **Merrimack Valley Patrons** from the **Select your library** drop-down



4. Type your **library card number** in the text box
5. Tap **Sign in**

SELECT YOUR LIBRARY FROM THE LIST BELOW:

Merrimack Valley Patrons

CARD NUMBER


22136000477907

SIGN IN

6. Tap the **magnifying glass** to start a search
7. Start typing **the name of a book or author** in the search box
8. Tap **SEARCH** on the right

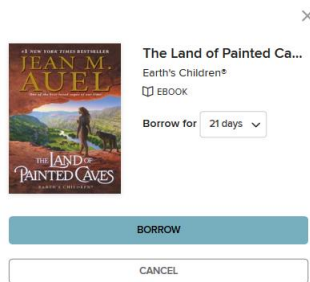


9. Tap Borrow

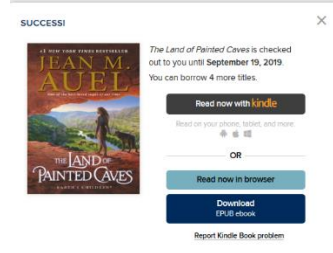


Be sure to Tap the **EBOOK** entry and not the **AUDIOBOOK** entry

10. Tap BORROW, again



11. Tap Read now with Kindle



12. Type the Email address of the ID you used to register your Kindle

13. Tap Continue

Sign in

Email (phone for mobile accounts)

Continue

If you're already logged into Amazon, steps 12-15 aren't needed.

14. Type your amazon password

15. Tap Sign In

Sign in

tech@wilmlibrary.org [Change](#)

Password [Forgot your password?](#)

Sign in

16. Tap **Get Library Book** when redirected to **Amazon.com**



And that's it! As long as your Kindle is **connected to a wifi network**, the book should automatically download to your **Home Screen**




If it's not there, tap **Books** to be taken to your library.



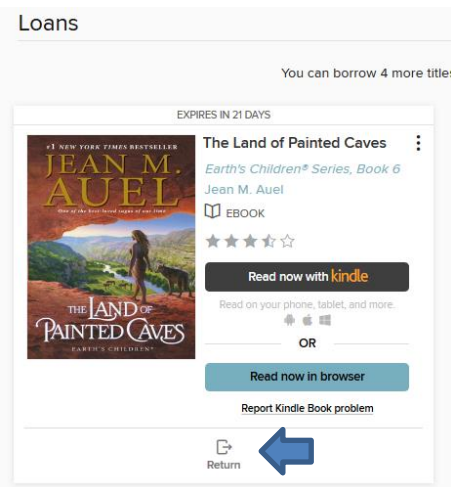
Returning a Book Early

Overdrive now allows you to return books early.

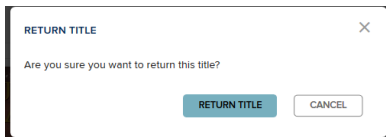
1. Make sure you're logged into your account at <https://mvlc.overdrive.com/>
2. Tap the **Three Books**



3. Scroll down to the book you want to return, and tap **Return**



4. Tap **Return Title**



And that's it!