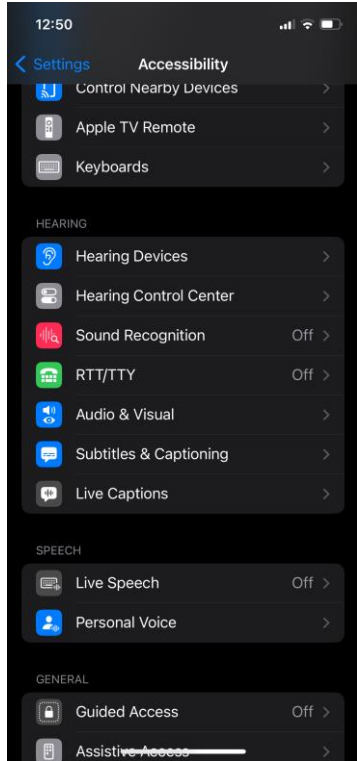


My Hearing Aids & My iPhone

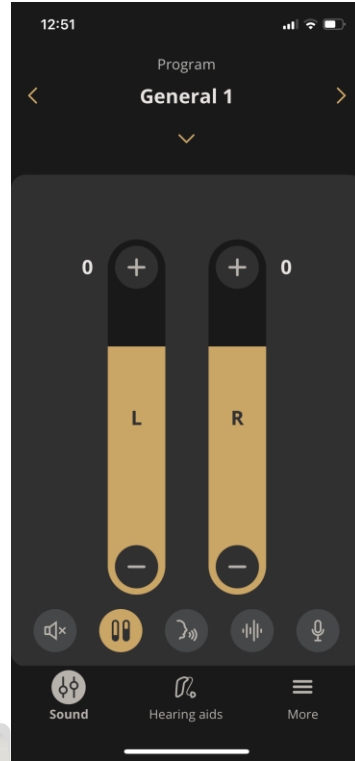
iOS



Settings > Accessibility

- Comes with iPhone
- Connects via Bluetooth
- Streams directly into my aids
- Subtitles for videos on phone
- Live Captions for people


Companion



Oticon

- Free
- Volume Control
- Noise Cancellation
- Remote Mic
- Mute Aids

Other Aids' Apps



Ava



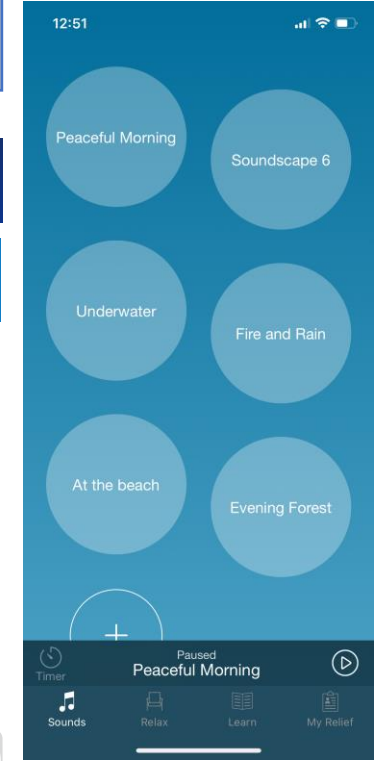
Ava

- Free version (limited)
- Closed Captions for in-person conversations

Call Caption Apps



Relief



Resound

- Free
- Don't need Resound aids
- Nature/Music/Therapeutic
- Customizable Sounds
- Volume Control

Notes:

Hardware & Advice

Hardware Accessories



Bed Shaking Alarms



Remote Mics



Flashing Doorbells

Hardware Necessities



Dehumidifier



Water-tight case



Spare Batteries

Non-Tech Advice

- Self-Identify
- Don't feel guilty asking for accommodations
(MUCH easier said than done!)
- Find a Hearing Buddy
- Communication
 - Ask people to rephrase not repeat
 - Carry a pen and paper
- Restaurants
 - Lights on others to aid lip reading
 - Sit with your back to a wall to lessen background noise
 - Have people take turns talking to avoid cross talk
- Read!
 - *Hear & Beyond*
by Shari Eberts and Gael Hannon
 - *Shouting Won't Help*
by Katherine Bouton
 - *Becoming Hearing Empowered*
by Katherine Rybak

Disclaimer: The technologies and medical experiences are Brad's and are meant as anecdotal. Always seek medical advice from a health care professional.

Notes: