


# Freegal's iPad App

---

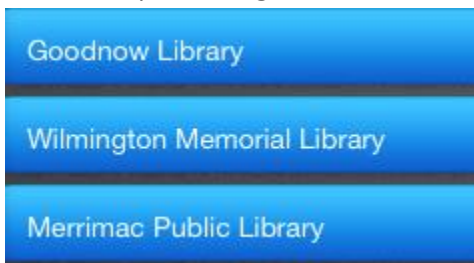
NOTE: This document assumes you already know how to download app from the App Store.

## Initial Sign-up

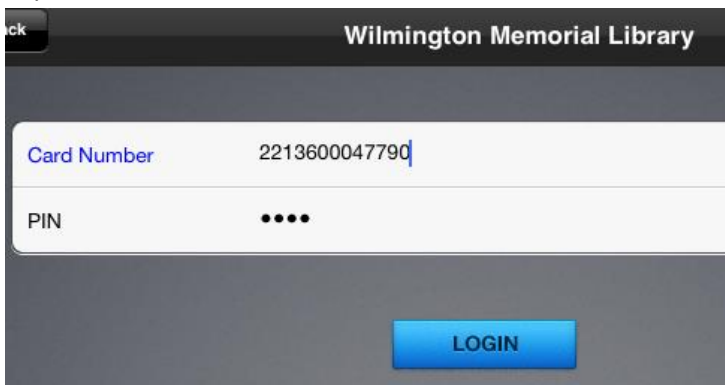
1. After downloading the App, open it and type your **zip code**
2. Tab **GO**




3. Find and tap, **Wilmington Memorial Library**



4. Type your library **Card Number**
5. Tap the **Pin** text box
6. Type your **pin**
7. Tap **LOGIN**



## 8. Tap Agree



## Borrowing

### 1. Find a song



Tap the **Magnifying Glass** to search for a song...

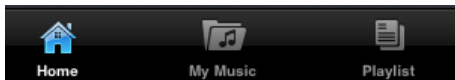
...or if you see a song on the home page you want, tap the **Download** button

When you download a song, your counter will change



## Playing

### 2. To play the song, tap **My Music** on the bottom of the page



### 3. Press the **Play** button to start listening

