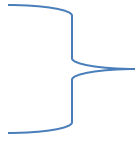


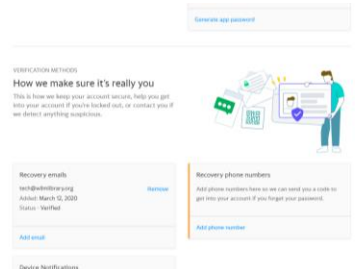
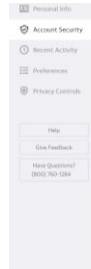
Add Recovery Option to Your Email



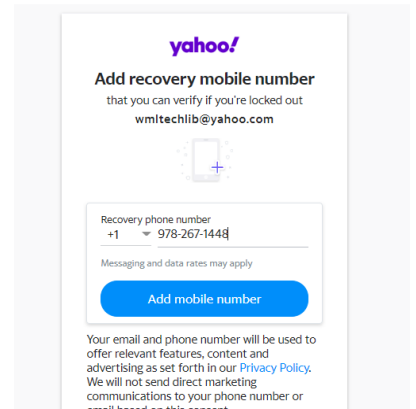
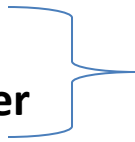
- 1.) Click your name
- 2.) Click **Account Info**



- 3.) Click **Account Security**
- 4.) Scrolls down and Click **Add recover phone number**



- 5.) Type **your number**
- 6.) Click **Add Mobile Number**



- 7.) Go to **your phone** and get the code
- 8.) Type **the code**
- 9.) Click **Verify Phone Number**

