


Add Recovery Option to Your Email



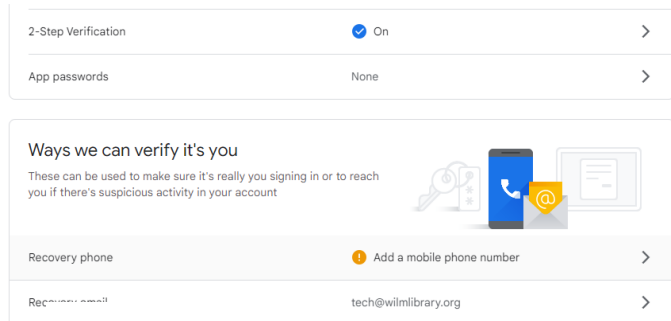
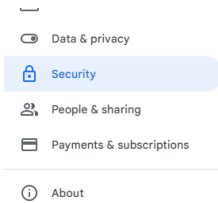
1.) Click **your picture** in the top right

2.) Click **Manage Google Account**

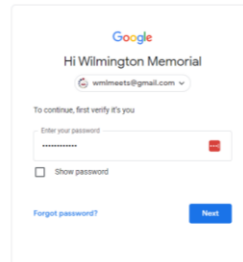


3.) Click **Security**

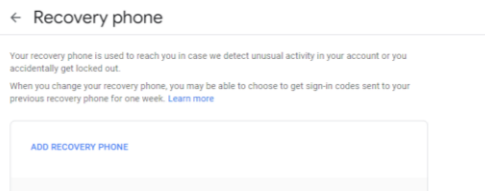
4.) Scroll down and click the **arrow** to the right of **Add Mobile Phone Number**



5.) Log in again

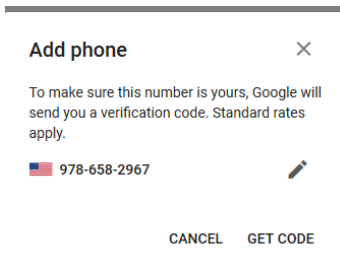


6.) Click **ADD RECOVERYPHONE**



7.) Type your **cell number**

8.) Click **GET CODE**



9.) Type the **code**

10.) Click **VERIFY**

